

Scaled data based on original data using
LM-79-08 Approved Method: Electrical and Photometric Measurements of Solid-
State Lighting Products

Test Report Prepared for
Cooper Lighting Solutions
(formerly Eaton)

Brand: STREETWORKS

Report Number: P457705

Luminaire Tested: **GLAN-SA9A-750-U-AFL**

Issue Date: 1/4/2021

Test Information

Test Method: LM-79-08
Report Number: P457705
TEST IS SCALED FROM IESNA LM-79-08 TEST DATA (G3-2011-042-24)
Test Lab: INNOVATION CENTER
Issue Date: 1/4/2021
Manufacturer: COOPER LIGHTING SOLUTIONS (FORMERLY EATON)
Product Line: STREETWORKS
Catalog Number: GLAN-SA9A-750-U-AFL
Description: GALLEON AREA AND ROADWAY LUMINAIRE
(9) 70 CRI, 5000K, 615mA LIGHTSQUARES WITH 16 LEDS EACH AND AUTOMOTIVE FRONTLINE OPTICS
Light Source: -
Ballast/Driver: ELECTRONIC DRIVER

Summary

Lumens per Lamp: N/A
Luminaire Lumens: 41864 lumens
Efficiency: N/A
Efficacy: 152.8 lumens/watt
Luminous Opening: Rectangular (W 1.5' x L: 1.5' x H: 0')
IES Classification: Type II - Short
BUG Rating: B3 - U0 - G3

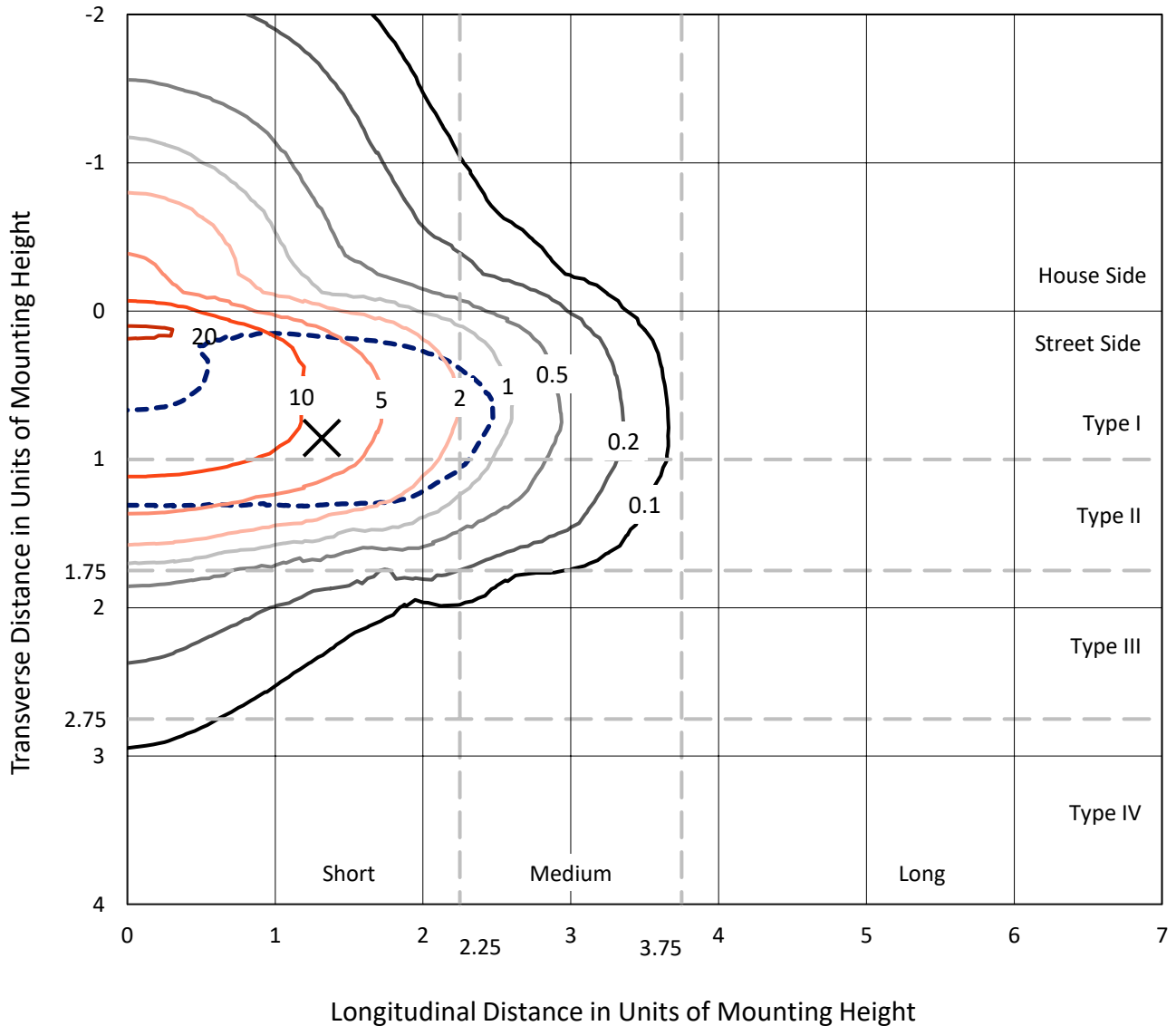
Input Watts (W): 274
Input Voltage (V): NR
Input Current (A_{in}): NR
Voltage Rise (V): NR
Power Factor: NR
Total Harmonic Distortion (THDi): NR
Frequency (hertz): 60
Stabilization Time: NR
Operation Time: NR
Ambient Temperature (°C): NR
Test Distance: 24 FT



REPORT NUMBER: P457705
 CATALOG NUMBER: GLAN-SA9A-750-U-AFL

Iso-Footcandle Lines of Horizontal Illumination

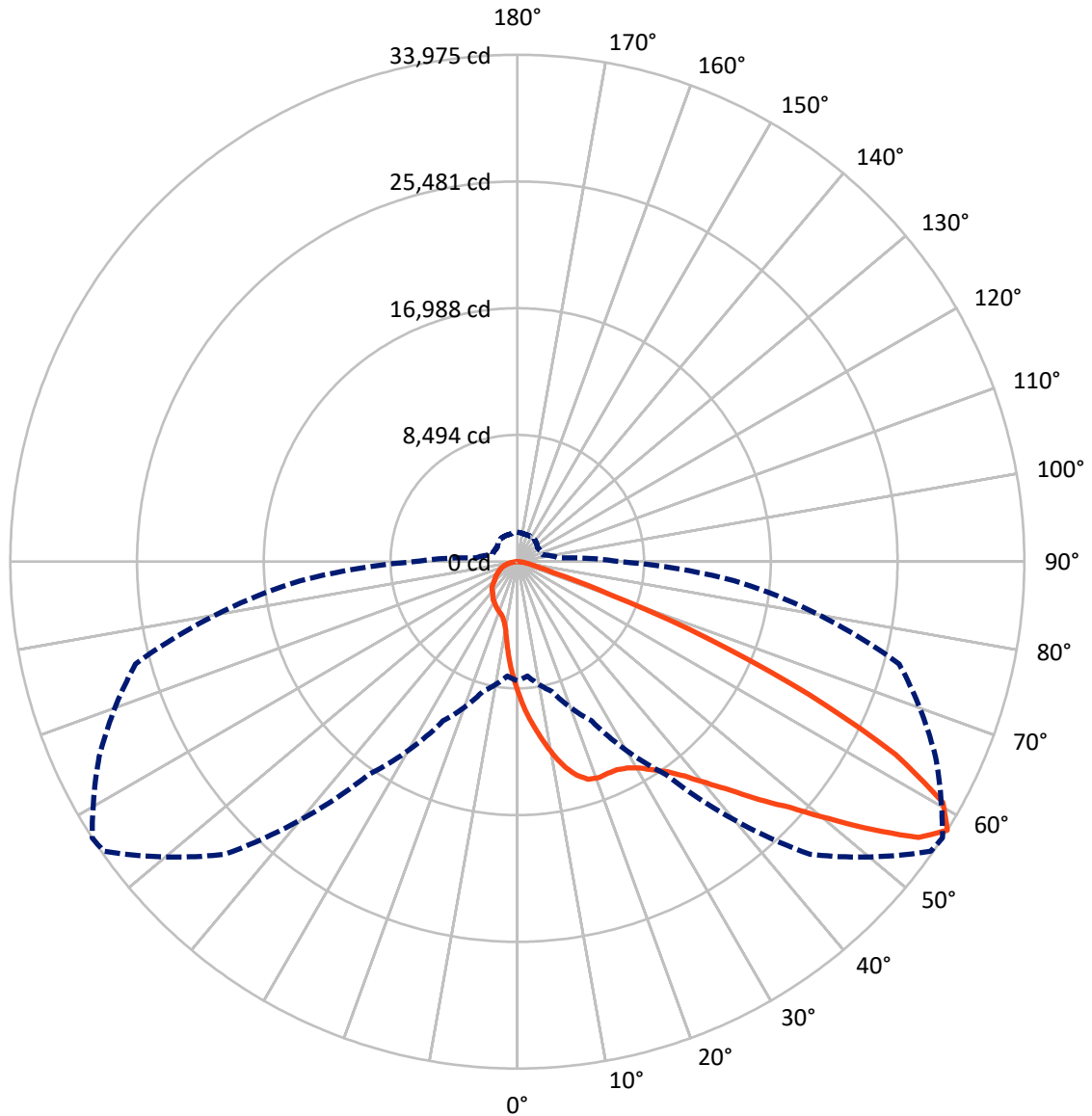
✕ Max cd
 - - - 1/2 Max cd



Based on 25 foot mounting height. Maximum calculated value = 21.4 fc
 Type II - Short - N/A

REPORT NUMBER: P457705
CATALOG NUMBER: GLAN-SA9A-750-U-AFL

Luminous Intensity Polar Plot



— Vertical Plane Through 57-Deg Lateral - - - Horizontal Cone Through 57.5-Deg Vertical

REPORT NUMBER: P457705

CATALOG NUMBER: GLAN-SA9A-750-U-AFL

FLUX DISTRIBUTION:

		Downward	Upward	Total
House Side	Lumens	6366.3	0.0	6366.3
	% Fixture	15.2	0.0	15.2
Street Side	Lumens	35497.7	0.0	35497.7
	% Fixture	84.8	0.0	84.8
Total	Lumens	41864.0	0.0	41864.0
	% Fixture	100.0	0.0	100.0

ZONAL LUMENS:

Zone	Lumens	% Fixture
0°-10°	845.3	2.0
10°-20°	2491.1	6.0
20°-30°	4136.6	9.9
30°-40°	6230.9	14.9
40°-50°	9355.1	22.3
50°-60°	10485.9	25.0
60°-70°	6136.9	14.7
70°-80°	1815.2	4.3
80°-90°	366.9	0.9
90°-100°	0.0	0.0
100°-110°	0.0	0.0
110°-120°	0.0	0.0
120°-130°	0.0	0.0
130°-140°	0.0	0.0
140°-150°	0.0	0.0
150°-160°	0.0	0.0
160°-170°	0.0	0.0
170°-180°	0.0	0.0
0°-90°	41864.0	100.0
0°-180°	41864.0	100.0

Coefficient of Utilization



REPORT NUMBER: P457705

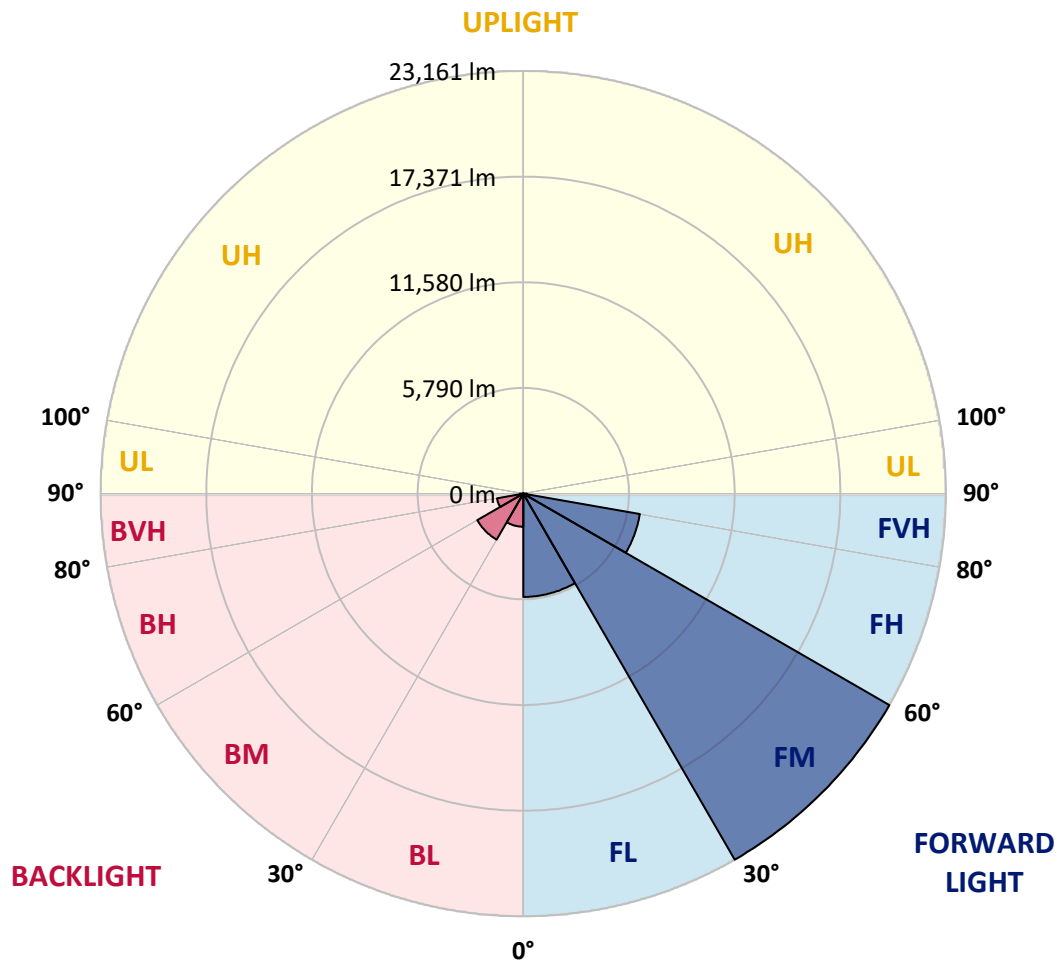
CATALOG NUMBER: GLAN-SA9A-750-U-AFL

LUMINAIRE CLASSIFICATION SYSTEM LUMEN TABLE AND BUG RATING:

Zone		Lumens	% Fixture	Zone Rating/Lumen Limit		
				B	U	G
FL	(0°-30°)	5659.0	13.5			
FM	(30°-60°)	23161.0	55.3			
FH	(60°-80°)	6487.2	15.5			G3/7500
FVH	(80°-90°)	190.4	0.5			G2/225
BL	(0°-30°)	1814.0	4.3	B3/2500		
BM	(30°-60°)	2910.9	7.0	B3/5000		
BH	(60°-80°)	1464.9	3.5	B3/2500		G3/2500
BVH	(80°-90°)	176.5	0.4			G2/225
UL	(90°-100°)	0.0	0.0		U0/0	
UH	(100°-180°)	0.0	0.0		U0/0	

BUG Rating: B3-U0-G3

Type II Short





REPORT NUMBER: P457705
 CATALOG NUMBER: GLAN-SA9A-750-U-AFL

CANDELA DISTRIBUTION (FULL):

	0°	5°	15°	25°	35°	45°	55°	57°	65°	75°	85°
0°	8795.1	8795.1	8795.1	8795.1	8795.1	8795.1	8795.1	8795.1	8795.1	8795.1	8795.1
2.5°	10928.6	10809.5	10715.5	10633.0	10525.3	10234.3	9943.2	9938.7	9707.2	9349.7	8983.1
5°	12709.2	12548.8	12569.4	12312.7	12056.1	11634.4	11018.0	10985.9	10493.2	9824.1	9143.5
7.5°	13868.7	13871.0	13806.9	13660.2	13382.9	12904.0	12205.0	12046.9	11361.7	10346.6	9326.8
10°	13809.2	13871.0	13978.7	14104.8	14189.6	13953.5	13316.5	13124.0	12232.5	10979.0	9530.7
12.5°	13016.3	13112.5	13266.1	13582.3	14093.3	14482.9	14265.2	14109.4	13240.8	11609.2	9755.3
15°	12521.3	12578.6	12663.4	12876.5	13426.5	14359.1	14922.9	14840.4	14191.9	12321.9	10007.4
17.5°	12370.0	12427.3	12454.8	12585.4	12977.3	13932.9	15181.8	15328.5	15035.2	12977.3	10261.8
20°	12521.3	12548.8	12548.8	12626.7	12933.8	13683.1	15170.4	15466.0	15727.2	13763.3	10500.1
22.5°	12917.7	12929.2	12913.1	12940.6	13169.8	13751.9	15062.7	15429.3	16286.4	14430.2	10685.7
25°	13561.7	13580.0	13474.6	13410.4	13577.7	14054.4	15122.2	15459.1	16724.1	15067.2	10809.5
27.5°	14292.7	14315.6	14187.3	14038.3	14116.2	14427.9	15356.0	15658.5	17051.8	15695.1	10887.4
30°	15188.7	15197.9	14982.5	14803.7	14753.3	14984.7	15754.7	16036.6	17459.7	16435.3	11004.2
32.5°	16105.3	16174.1	15896.8	15644.7	15559.9	15631.0	16343.7	16616.4	17945.5	17230.5	11192.2
35°	17352.0	17363.4	17031.1	16724.1	16444.5	16536.2	17097.6	17294.7	18616.9	18149.4	11458.0
37.5°	18908.0	19013.4	18555.1	17982.2	17638.4	17505.5	18009.7	18225.1	19558.8	19276.9	11859.0
40°	20635.8	20674.8	20282.9	19925.4	19297.5	18912.5	19260.9	19494.6	20720.6	20622.1	12324.2
42.5°	21722.0	21806.8	21836.6	21800.0	21327.9	20681.7	20814.6	20924.6	22095.6	21884.7	12800.9
45°	22088.7	22214.7	22641.0	23543.9	23594.3	22957.2	22647.8	22753.3	23594.3	23158.9	13256.9
47.5°	21481.4	21696.8	22482.9	24334.5	25720.9	25769.0	24836.3	24604.9	24960.1	24215.3	13586.9
50°	19911.7	19957.5	21160.6	23841.8	26717.7	28457.0	27492.3	27061.5	26257.1	24996.7	13813.7
52.5°	17482.6	17535.3	18543.6	21552.5	26103.6	30336.2	30599.7	29829.7	27574.8	25604.0	13962.7
55°	12977.3	13282.1	14391.2	17299.3	23193.2	30159.7	33070.0	32632.3	29167.4	26085.2	14196.4
57.5°	7979.3	7699.8	9015.1	11769.6	17443.6	27735.2	33833.1	33975.2	30920.5	26488.6	14588.3
60°	3671.1	3726.1	4269.2	6070.4	10633.0	21696.8	31866.9	32765.2	31889.9	26474.8	14686.8
62.5°	2529.9	2479.5	2342.0	2665.1	4849.0	13722.1	26917.1	28438.7	29946.6	25652.1	14295.0
65°	2261.8	2211.4	1945.6	1856.2	2227.4	5981.1	19567.9	21488.3	25214.4	23575.9	13318.8
67.5°	2112.9	2044.1	1769.1	1595.0	1590.4	2381.0	11538.2	13850.4	18701.7	19932.3	11540.5
70°	1957.0	1902.0	1629.3	1436.8	1354.3	1496.4	5071.3	6638.8	12143.2	14363.7	8989.9
72.5°	1801.2	1737.0	1491.8	1285.6	1177.9	1120.6	1943.3	2527.6	6861.0	8611.8	5511.3
75°	1574.3	1542.2	1333.7	1164.1	1047.3	905.2	1232.9	1407.0	3281.6	3955.3	2766.0
77.5°	1377.2	1342.9	1184.8	1017.5	932.7	735.6	875.4	955.6	1384.1	1604.1	1248.9
80°	1008.3	1042.7	999.1	898.3	831.8	577.5	588.9	655.4	822.7	909.8	763.1
82.5°	639.4	703.5	770.0	692.1	630.2	456.0	407.9	433.1	561.4	595.8	339.2
85°	268.1	272.7	446.9	421.7	359.8	270.4	245.2	259.0	300.2	313.9	158.1
87.5°	103.1	100.8	158.1	146.7	112.3	77.9	77.9	87.1	119.2	110.0	50.4
90°	0.0	0.0	0.0	0.0	0.0	0.0	0.0	0.0	0.0	0.0	0.0



REPORT NUMBER: P457705
 CATALOG NUMBER: GLAN-SA9A-750-U-AFL

CANDELA DISTRIBUTION (continued):

	90°	95°	105°	115°	125°	135°	145°	155°	165°	175°	180°
0°	8795.1	8795.1	8795.1	8795.1	8795.1	8795.1	8795.1	8795.1	8795.1	8795.1	8795.1
2.5°	8824.9	8662.2	8339.1	7938.1	7644.8	7314.8	7023.7	6815.2	6737.3	6700.6	6631.9
5°	8818.1	8497.2	7828.1	7126.9	6563.1	5985.6	5497.5	5181.3	5153.8	4943.0	4922.3
7.5°	8820.4	8330.0	7264.4	6233.1	5373.8	4782.6	4379.2	4273.8	4147.8	4115.7	4131.7
10°	8827.2	8116.8	6659.4	5348.6	4516.7	4129.5	3978.2	3937.0	3941.5	3955.3	3957.6
12.5°	8836.4	7910.6	6031.5	4677.1	4035.5	3875.1	3859.0	3895.7	3934.7	3964.5	3971.3
15°	8847.9	7674.6	5419.6	4136.3	3794.9	3781.1	3833.8	3895.7	3950.7	3994.3	4001.1
17.5°	8834.1	7399.6	4906.3	3804.1	3662.0	3728.4	3815.5	3893.4	3943.8	3985.1	3989.7
20°	8802.0	7092.5	4411.3	3570.3	3579.5	3687.2	3781.1	3854.5	3909.5	3930.1	3946.1
22.5°	8678.3	6725.8	3980.5	3389.3	3480.9	3629.9	3742.2	3785.7	3723.8	3680.3	3691.8
25°	8467.4	6249.2	3579.5	3242.6	3391.6	3549.7	3664.3	3558.8	3508.4	3490.1	3499.3
27.5°	8203.9	5726.7	3277.0	3089.1	3277.0	3460.3	3428.2	3409.9	3387.0	3357.2	3364.1
30°	7919.8	5215.7	3020.3	2969.9	3153.2	3258.7	3272.4	3302.2	3277.0	3231.2	3249.5
32.5°	7656.2	4734.4	2825.5	2869.1	3066.2	3050.1	3153.2	3187.6	3070.7	2917.2	2924.1
35°	7431.6	4287.6	2678.9	2770.5	2917.2	2924.1	3027.2	2908.0	2782.0	2708.7	2713.3
37.5°	7262.1	3939.3	2582.6	2685.8	2727.0	2814.1	2759.1	2697.2	2681.2	2630.8	2633.0
40°	7161.2	3634.5	2520.8	2619.3	2612.4	2672.0	2495.5	2557.4	2580.3	2564.3	2566.6
42.5°	7060.4	3419.1	2456.6	2527.6	2525.3	2408.5	2369.5	2422.2	2481.8	2488.7	2484.1
45°	6980.2	3251.8	2390.1	2387.8	2433.7	2250.3	2238.9	2271.0	2355.8	2397.0	2394.7
47.5°	6890.8	3112.0	2289.3	2225.1	2238.9	2151.8	2133.5	2147.2	2250.3	2316.8	2335.1
50°	6778.5	2972.2	2163.3	2076.2	2018.9	2060.1	2064.7	2067.0	2170.1	2245.8	2261.8
52.5°	6689.2	2866.8	2018.9	1954.7	1886.0	1977.6	2012.0	2016.6	2078.5	2140.4	2151.8
55°	6741.9	2807.2	1876.8	1831.0	1769.1	1892.9	1959.3	1968.5	1982.2	2028.1	2034.9
57.5°	6900.0	2821.0	1762.2	1702.7	1656.8	1792.0	1904.3	1911.2	1902.0	1957.0	1966.2
60°	6948.1	2814.1	1677.4	1560.6	1533.1	1684.3	1824.1	1837.9	1835.6	1915.8	1931.8
62.5°	6746.5	2727.0	1592.7	1441.4	1423.1	1574.3	1711.8	1766.8	1778.3	1892.9	1913.5
65°	6272.1	2548.3	1480.4	1315.4	1315.4	1457.5	1604.1	1679.7	1711.8	1865.4	1888.3
67.5°	5646.5	2337.4	1365.8	1207.7	1203.1	1345.2	1489.5	1567.5	1617.9	1826.4	1840.2
70°	4686.3	2053.3	1223.7	1090.8	1090.8	1219.1	1349.8	1443.7	1517.0	1753.1	1753.1
72.5°	3210.5	1707.2	1051.8	957.9	960.2	1079.3	1212.3	1317.7	1404.7	1606.4	1611.0
75°	2030.4	1333.7	863.9	815.8	825.0	937.3	1074.8	1184.8	1358.9	1588.1	1595.0
77.5°	1079.3	937.3	687.5	676.0	687.5	790.6	944.1	1095.4	1363.5	1377.2	1354.3
80°	698.9	664.6	543.1	520.2	524.8	637.1	841.0	1040.4	1095.4	1109.1	1058.7
82.5°	380.4	421.7	385.0	362.1	362.1	497.3	717.3	827.3	786.0	653.1	623.3
85°	162.7	197.1	199.4	174.2	167.3	307.1	481.2	451.4	419.4	401.0	396.4
87.5°	45.8	64.2	64.2	48.1	36.7	84.8	96.2	27.5	0.0	2.3	4.6
90°	0.0	0.0	0.0	0.0	0.0	0.0	0.0	0.0	0.0	0.0	0.0

(END OF REPORT)